

# Turbo Rotating Nozzle

## Suttner

- Increases cleaning efficiency as much as 200%.
- Minimum 1000 PSI.
- The 0° degree creates a cleaning and tearing action.
- Ideal for hard surfaces.
- Improved materials for longer life.

*NOTE: Always start your rotating nozzle pointing to the ground preventing damage to the ceramic orifice. Use of high filter pressure filter is recommended*



### ST-357

- 3625 PSI
- 190 F° max temp
- Inlet ¼ Female NPT

Price

*Repair kit available upon request*



### ST-457

- 6000 psi,
- 212 F° max temp
- Inlet ¼ Female NPT

Price

*Repair kit available upon request*

SIZE	SEAT	ST-357 3625 PSI 190 °F Max. 1/4 in. FNPT inlet	ST-457 6000 PSI 212 °F Max. 1/4 in. FNPT inlet
3.0	Yellow	200357530	200457530
3.5	Violet	200357535	200457535
4.0	Brown	200357540	200457540
4.5	Light Green	200357545	200457545
5.0	Black	200357550	200457550
5.5	Light Blue	200357555	200457555
6.0	Red	200357560	200457560
7.0	Pink	200357570	200457570
8.0	Orange	200357580	200457580
9.0	Green	200357590	200457590
10.0	Grey	2003575510	200457510

# Turbo Rotating Nozzle

## Rotojet



### Rotojet 255

- 3700 psi
- 210 F° max temp
- Inlet ¼ Female NPT

Nozzle 02 to 12  
Repair kit

**Price**



### Rotojet 400

- 5800 psi,
- 200 F° max temp
- Inlet ¼ Female NPT

Nozzle 02 to 12  
Nozzle 15 to 20  
Repair kit  
Repair kit 15 to 20

**Price**

SIZE	Rotojet 255 3700 PSI 210 °F Max. 1/4 in. FNPT inlet	Repair Kit	Rotojet 400 5800 PSI 200 °F Max. 1/4 in. FNPT inlet	Repair Kit
2.0	0204007300	0204107300	0204007090	0204107090
2.5	0204007310	0204107310	N/A	N/A
3.0	0204007320	0204107320	0204006900	0204106900
3.5	0204007330	0204107330	0204006905	0204106905
4.0	0204007340	0204107340	0204006910	0204106910
4.5	0204007350	0204107350	0204006915	0204106915
5.0	0204007360	0204107360	0204006920	0204106920
5.5	0204007370	0204107370	0204006925	0204106925
6.0	0204007380	0204107380	0204006930	0204106930
6.5	0204007390	0204107390	0204006935	0204106935
7.0	0204007400	0204107400	0204006940	0204106940
7.5	0204007410	0204107410	0204006945	0204106945
8.0	0204007420	0204107420	0204006950	0204106950
9.0	0204007430	0204107430	0204006960	0204106960
10.0	0204007440	0204107440	0204006970	0204106970
11.0	0204007450	0204107450	0204006980	0204106980
12.0	0204007460	0204107460	0204006990	0204106990
15.0	N/A	N/A	0204007020	0204107020
20.0	N/A	N/A	0204007070	0204107070

# Nozzle

- 1/4 screw NPT male add suffix M at the end
- Quick disconnect 1/4 add suffix Q at the end
- Ceramic nozzle available (5000 PSI) (outlast S/S nozzle, 5 to 10X on durability)
- Ceramic nozzle available (8000 PSI) (outlast S/S nozzle, 5 to 10X on durability)

**Price:** /ea.

**Price:** /ea.

**Price:** /ea.

Add suffix C5 (5000PSI) or C8 (8000PSI) at the end



## Nozzle Chart

Orifice	0° RED	15° YELLOW	25° GREEN	40° WHITE
02	900020	915020	925020	940020
03	900030	915030	925030	940030
04	900004	915040	925040	940040
05	900050	915050	925050	940050
06	900060	915060	925060	940060
07	900070	915070	925070	940070
08	900080	915080	925080	940080
09	900090	915090	925090	940090
10	900100	915100	925100	940100



## Soap nozzle

Model	Description	Price
965400Q	Soap nozzle quick	100 % brass
965400M	Soap nozzle threaded	100 % brass

Pack of 4 or 5 nozzles also available



## Nozzle Protector

Model	Description	Size	Type	Price
200010720	Nozzle protector Stainless Soft Edge / Hard Body	1/4	Female	
4050902003	Red Nozzle protector Stainless - 4500PSI	1/4	Female	
4050902001	Red Nozzle protector Stainless - 7000PSI	1/4	Female	

# Nozzle Chart

## GPM vs PSI

GPM	PSI																			
	500	1000	1500	2000	2500	3000	3500	4000	4500	5000	6000	7000	8000	9000	10000					
2.0	5.5	4.0	3.5	3.0	2.5	2.5	2.0	2.0	2.0	2.0	1.5	1.5	1.5	1.5	1.5					
2.5	7.0	5.0	4.0	3.5	3.0	3.0	2.5	2.5	2.0	2.0	2.0	2.0	2.0	1.5	1.5					
3.0	8.5	6.0	5.0	4.0	4.0	3.5	3.0	3.0	3.0	2.5	2.5	2.5	2.0	2.0	2.0					
3.5	10.0	7.0	5.5	5.0	4.5	4.0	3.5	3.5	3.5	3.0	3.0	2.5	2.5	2.5	2.0					
4.0	12.0	8.0	6.5	5.5	5.0	4.5	4.0	4.0	4.0	3.5	3.5	3.0	3.0	2.5	2.5					
4.5	13.0	9.0	7.5	6.5	5.5	5.0	4.5	4.0	4.0	4.0	3.5	3.5	3.0	3.0	3.0					
5.0	15.0	10.0	8.0	7.0	6.5	6.0	5.5	5.0	4.5	4.5	4.0	4.0	3.5	3.5	3.0					
5.5	20.0	11.0	9.0	8.0	7.0	6.5	6.0	5.5	5.0	5.0	4.5	4.0	4.0	3.5	3.5					
6.0	20.0	12.0	10.0	8.5	7.5	7.0	6.5	6.0	5.5	5.5	5.0	4.5	4.0	4.0	4.0					
6.5	20.0	13.0	11.0	9.0	8.0	7.5	7.0	6.5	6.0	6.0	5.5	5.0	4.5	4.5	4.0					
7.0	20.0	15.0	12.0	10.0	9.0	8.0	7.5	7.0	6.5	6.5	5.5	5.5	5.0	4.5	4.5					
7.5	30.0	15.0	12.0	11.0	10.0	8.5	8.0	7.5	7.0	6.5	6.0	5.5	5.5	5.0	4.5					
8.0	30.0	20.0	13.0	12.0	10.0	9.0	8.5	8.0	7.5	7.0	6.5	6.0	5.5	5.5	5.0					
8.5	30.0	20.0	15.0	12.0	11.0	10.0	9.0	8.5	8.0	7.5	7.0	6.5	6.0	5.5	5.5					
9.0	30.0	20.0	15.0	13.0	12.0	11.0	10.0	9.0	8.5	8.0	7.5	7.0	6.5	6.0	5.5					
10	30.0	20.0	20.0	15.0	13.0	12.0	11.0	10.0	10.0	9.0	8.0	7.5	7.0	6.5	6.5					
11	40.0	30.0	20.0	20.0	15.0	13.0	12.0	11.0	11.0	10.0	9.0	8.5	8.0	7.5	7.0					
12	40.0	30.0	20.0	20.0	15.0	15.0	13.0	12.0	12.0	11.0	10.0	9.0	8.5	8.0	7.5					
13	40.0	30.0	30.0	20.0	20.0	15.0	15.0	13.0	13.0	12.0	11.0	10.0	9.0	8.5	8.0					
14	40.0	30.0	30.0	20.0	20.0	20.0	15.0	15.0	13.0	13.0	12.0	11.0	10.0	10.0	9.0					
15	42.5	30.0	30.0	30.0	20.0	20.0	20.0	15.0	15.0	15.0	12.0	12.0	11.0	10.0	10.0					
16	45.5	40.0	30.0	30.0	20.0	20.0	20.0	20.0	15.0	15.0	13.0	12.0	12.0	11.0	10.0					
17	48.0	40.0	30.0	30.0	30.0	20.0	20.0	20.0	20.0	15.0	15.0	13.0	12.0	12.0	11.0					
18	51.0	40.0	30.0	30.0	30.0	30.0	30.0	20.0	20.0	20.0	15.0	15.0	13.0	12.0	12.0					
19	53.5	40.0	40.0	30.0	30.0	30.0	30.0	20.0	20.0	20.0	20.0	15.0	15.0	13.0	12.0					
20	56.5	40.0	40.0	30.0	30.0	30.0	30.0	20.0	20.0	20.0	20.0	15.0	15.0	15.0	13.0					


Formula to find your good Nozzle size

$$\frac{4000}{XXXX} \text{ (Fixed value)} = P \sqrt{P} \times \text{GPM} = \text{Nozzle size}$$

Example (Unit with 4 GPM at 2500 PSI)

$$\frac{4000}{2500 \text{ PSI}} \text{ (Fixed value)} = 1.6 \sqrt{1.6 \times 4 \text{ (GPM)}} = 5.0$$

# High Pressure fittings (7000 PSI +)



## Special High Pressure Screw fittings | 9000 PSI

Model	Description	Size	Price
4100400021	Screw coupler	3/8 MNPT x M24	
4100400022	Screw coupler	3/8 FNPT x M24	
4100400024	Screw plug	3/8 MNPT x M24	
4100400025	Screw plug	3/8 FNPT x M24	
4100400026	Screw plug	1/2 MNPT x M24	



## Special High Pressure Gun | 7250 PSI

Model	Description	Size	Price
4013300000	Gun	1/2 FNPT x 1/2 FNPT	



## Pressure Valve | 8100 PSI

Model	Description	PSI	GPM	Max temp	Price
4073500003	Valve In 1/2 FNPT / Out 1/2 FNPT	8100	26.4	194°F	



## Unloader | 7250 PSI

Model	Description	PSI	GPM	Max temp	Price
4072000122	Unloader In 1/2 FNPT / Out 1/2 FNPT By-pass 1/2 FNPT	7250	26.4	194°F	



## Pressure Switch PS60 | 9575 PSI

Model	Description	PSI	Price
4090003001	Pressure switch PS60 Stainless steel	3/8 9575	



## High Pressure Lance | 9280 PSI

Model	Description	Size	Price
4030500005	Lance 48 inches	3/8 MNPT x 1/4 FNPT	

# Electrical Components



Model	Description	Price
AG1525-1	6 x 10 x 5 in. (pre-drill) - Clear cover	
AG-2819L	11 x 7 x 5 in. (pre-drill) - Clear cover	
AG-3428L	13 x 11 x 5 in. (pre-drill) - Clear cover	
TM M1	Timer multi-function 24-240 volt with din rail mount	
KWTGY	Timer multi-function	
MDL-1-R	Glass Fuse 1 amp	
CCMR 1A	ATDR Fuse 1 amp	



## Automatic Start & Stop | Complete kit pre-wired



Model	Description	Price
DAA120/240	Up to 5 HP with flow switch	
DAA240	Up to 7.5 HP with flow switch	
DAA600	Up to 20 HP with pressure switch	

## Switches & Transformers



Model	Description	Price
240 417622	Bipolar switch 15 amp	



TM2040FG&B	Step down Transfo 40VA 208-240-24	
------------	-----------------------------------	--



DL11682QB	Step down Transfo 50VA 600-24	
DL11532QE	Step down Transfo 50VA 600-120	



# Electrical Components



## Contactor | 2 poles 120/240v

Model	Description	HP	Price
DP-2P40A24	Contactora 2 pole	Coil 24 volt	up to 5
DP-2P40A120	Contactora 2 pole	Coil 120 volt	up to 5
DP-2P40A240	Contactora 2 pole	Coil 240 volt	up to 5



## Contactor | 3 poles 120/240v

Model	Description	HP	Price
DP-3P50A24	Contactora 3 pole	Coil 24 volt	up to 7.5
DP-3P50A120	Contactora 3 pole	Coil 120 volt	up to 7.5
DP-3P50A240	Contactora 3 pole	Coil 240 volt	up to 7.5



## Contactor | 3 poles 600v

Model	Description	HP	Volt	Price
DPBF18-24	Contactora 3 pole	Coil 24 volt	up to 10	600
DBPF18-120	Contactora 3 pole	Coil 120 volt	up to 10	600
DPBF32-24	Contactora 3 pole	Coil 24 volt	up to 20	600
DPBF32-120	Contactora 3 pole	Coil 240 volt	up to 20	600



## Thermal Overload

Model	Description	Amp	Price
RF38-0650	Thermal overload	4-6.5	
RF38-1000	Thermal overload	6.3-10	
RF38-1400	Thermal overload	9-14	
RF38-1800	Thermal overload	13-18	
RF38-2500	Thermal overload	20-25	
RF38-3200	Thermal overload	24-32	

# Pressure Switches



## PS6 | Pressure switch

Model	Description		PSI	Price
0205007100	Pressure switch PS6	Stainless steel	1/4	4060
0205007070	Pressure switch PS6	Stainless steel	3/8	4060



## PS2 | Pressure switch

Model	Description		PSI	Price
430411	Pressure switch PS2	Brass activation 652 psi	1/4	4060
430413	Pressure switch PS2	Brass activation 363 psi	3/8	4060



## PS60 | Pressure switch

Model	Description		PSI	Price
4090003001	Pressure switch PS60	Stainless steel	3/8	9575

## Thermostat | Probe style



Model	Description	MAX. PSI	Price
100538	86-250 °F thermostat	4000	
100439	86-320 °F thermostat	4000	



## Electrical Thermal switch | Hi-Limit

Model	Description	Temp	MAX. PSI	Price
1440	3/8 MNPT Hi-Limit switch	130 °F	5000	
101113	1/2 MNPT Hi-Limit switch	150 °F	5000	



# Flow Switches



## FS26 | Flow switch

Model	Description	PSI	GPM	Price
4090200010	Flow switch, 3/8 Mecline FS26 min activation 0.13 gpm	4500	8	
4090200009	Flow switch, 3/8 Mecline FS26 min activation 0.85 gpm with port	4500	8	
0199700000	Reed Switch Wire only			



## PA | Flow switch

Model	Description	PSI	GPM	Price
YFL7SWITCHMF	Flow switch, 3/8 PA max activation 0.25 gpm	4000	8	
0199700000	Reed Switch Wire only			



## GP | Pressure switch

Model	Description	PSI	GPM	Price
100329	Phoenix flow switch 3/8 GP with pilot	5000	12	
103022	Reed Switch Wire only			



## MV60 | Pressure switch

Model	Description	PSI	GPM	Price
4090200003	Flow switch, 3/8 mecline MV60 activation 1 gpm	5660	8	
0199700000	Reed Switch Wire only-Replacement kit			



## Reed Switch | Replacement kit

Model	Description	Price
0199700000	Reed Switch Wire only	
103022	Reed Switch Wire only	

# Brass fittings (Push-Lock)

## Push-Lock fittings

- Ease of installation, no clamps needed with the use of Push-Lock hose (see page 6)
- Lubricate hose and barb for insert, push hose on fitting until seated cap
- Maximum 300 PSI
- Sturdy brass



Hose Barb x Male pipe (MNPT)

Model	Hose ID	NPT Size	Price
FF725-4A	1/4	1/8	
FF725-4B	1/4	1/4	
FF725-4C	1/4	3/8	
FF725-6A	3/8	1/8	
FF725-6B	3/8	1/4	
FF725-6C	3/8	3/8	
FF725-6D	3/8	1/2	
FF725-8B	1/2	1/4	
FF725-8C	1/2	3/8	
FF725-8D	1/2	1/2	
FF725-12D	3/4	1/2	
FF725-12E	3/4	3/4	



Hose Barb x 90° Male pipe (MNPT)

Model	Hose ID	NPT Size	Price
FF739-4B	1/4	1/4	
FF739-6C	3/8	3/8	
FF739-8D	1/2	1/2	
FF739-12E	3/4	3/4	



Hose Barb x Female 45° S.A.E

Model	Hose ID	Tube	Price
FF728-68	3/8	1/2	
FF728-88	1/2	1/2	
FF728-1212	3/4	3/4	

### USED FOR OIL DRAIN



Hose Barb x Male 45° S.A.E

Model	Hose ID	Tube	Price
FF727-66	3/8	3/8	



Cap Female 45° S.A.E

Model	Hose ID	Price
FF56-6	3/8	

# Brass fittings

## NPT Brass fittings (National Pipe Thread)

- Universal NPT threads
- Maximum 300 PSI
- Sturdy brass



### Coupling (FNPT x FNPT)

Model	NPT Size	NPT Size	Price
FF103-B	1/4	1/4	
FF103-C	3/8	3/8	
FF103-D	1/2	1/2	
FF103-E	3/4	3/4	



### Reducer (MNPT x FNPT)

Model	MNPT	FNPT	Price
FF110-BA	1/4	1/8	
FF110-CA	3/8	1/8	
FF110-CB	3/8	1/4	
FF110-DA	1/2	1/8	
FF110-DB	1/2	1/4	
FF110-DC	1/2	3/8	
FF110-EC	3/4	3/8	
FF110-ED	3/4	1/2	
FF110-HD	1	1/2	
FF110-HE	1	3/4	



### Tee (FNPT x FNPT x FNPT)

Model	FNPT	Price
FFX101-B	1/4	
FFX101-C	3/8	
FFX101-D	1/2	



### Forged 90° Elbow

Model	FNPT	Price
FF99-C	3/8	
FF99-D	1/2	



### Plug countersunk (MNPT)

Model	MPNT	Price
FF118-B	1/4	
FF118-C	3/8	
FF118-D	1/2	
FF118-E	3/4	



### Elbow 90° (FNPT x FNPT)

Model	FNPT	FNPT	Price
FFX100-B	1/4	1/4	
FFX100-C	3/8	3/8	
FFX100-D	1/2	1/2	
FF100-E	3/4	3/4	



### Elbow 90° (FNPT x MNPT)

Model	FNPT	MNPT	Price
FFX115-B	1/4	1/4	
FFX115-C	3/8	3/8	
FFX115-D	1/2	1/2	
FFX115-E	3/4	3/4	



### Cross (FNPT x FNPT x FNPT x FNPT)

Model	FNPT	Price
FFX102-B	1/4	
FFX102-C	3/8	
FFX102-D	1/2	



### Branch Tee

Model	FNPT	MNPT	Price
FF106-C	3/8	3/8	
FF106-D	1/2	1/2	

# Brass fittings

## NPT Brass fittings (National Pipe Thread)



Hex Nipple

Model	MNPT	Price
FF122-B	1/4	
FF122-C	3/8	
FF122-D	1/2	
FF122-E	3/4	
FF122-H	1	



Street Tee

Model	FNPT	Price
FFX107-B	1/4	
FFX107-C	3/8	
FFX107-D	1/2	
FFX107-E	3/4	

## GHT Brass fittings (Garden Hose Thread)

- Universal GHT threads
- Maximum 300 PSI
- Sturdy brass



Male hose Barb Connector (MGHT)

Model	Barb size	Price
FF193-8	1/2	
FF193-10	5/8	
FF193-12	3/4	



Female hose Barb Connector (FGHT)

Model	Barb size	Price
FF195-8	1/2	
FF195-10	5/8	
FF195-12	3/4	



Male Coupling x FNPT

Model	FNPT	Price
FF197-D	1/2	
FF197-E	3/4	



Water hose washer

Model	Price
FFGHW-S	



Female Sviwel Coupling

Model	FNPT	Price
FF199S-D	1/2	
FF199S-E	3/4	



Male Coupling x MNPT

Model	MNPT	Price
FF196-D	1/2	
FF196-E	3/4	



Garden Hose Fitting, with Screen

Model	Garden Hose	MNPT	Price
D10032	3/4	3/8	
D10033	3/4	1/2	



Garden Hose Adapter Kit

Model	Garden Hose	MNPT	Price
100276	3/4	3/8	
100277	3/4	1/2	



# Filter and inlet fittings



GHT Pump Inlet FGHT x MNPT

Model	MNPT	Port	Price
D10084	3/8	1/4	
D10085	1/2	1/4	



Tank filter

Model	FNPT	Price
B2497	1/2	
B2498	3/4	
B2499	1	



Injectors

Model	NPT	GPM	Price
ZROBO0B	MxM	2.1-2.9	
ZROBO01B	MxM	2.9-4.0	
ZROBO02B	MxM	4.0-5.6	
ZROBO03B	MxM	6.6-10.8	
100824	MxM	2.0-3.0	
100825	MxM	3.0-5.0	
100826	MxM	5.0-8.0	



Inline filter male x female | PA

Model	Size	max temp	Price
YF5MF	1/2 MxF	165°F	



Inline filter male x female | Mecline

Model	Size	max temp	Price
0211001090	1/2 MxF	140°F	
0211001080	1/2 MxF	140°F	
(with bypass 1/4)			



Filters | General Pump

Model	MNPT	Price
DF05050	1/2 50 mesh	
DF05080	1/2 80 mesh	
DF07550	3/4 50 mesh	
DF07580	3/4 80 mesh	
DF10050	1 50 mesh	
DF10080	1 80 mesh	
DF15050	1-1/2 50 mesh	
DF15080	1-1/2 80 mesh	



Y filter | PA

Model	FNPT	Price
YFY34	3/4	
YFY1	1"	



Thermal relief valve

Model	MNPT	Price
100556	1/4	
100557	3/8	
100558	1/2	
100513	3/8 - pill style	
100514	1/2 - pill style	

# NPT Steel fittings

## NPT Steel fittings

- Universal NPT threads
- Maximum 3000 PSI
- Sturdy steel for high pressure lines



Coupling (FNPT x FNPT)

Model	FNPT	FNPT	Price
FFS1003-B	1/4	1/4	
FFS1003-C	3/8	3/8	
FFS1003-CB	3/8	1/4	
FFS1003-D	1/2	1/2	



Hex Nipple (MNPT)

Model	MPNT	Price
FFS1022-B	1/4	
FFS1022-C	3/8	
FFS1022-D	1/2	



Reducer (MNPT x FNPT)

Model	MNPT	FNPT	Price
FFS1010-CB	3/8	1/4	
FFS1010-DC	1/2	3/8	



Male Connector swivel (MNPT x NPSW)

Model	MNPT	NPSW	Price
FFS1120-CC	3/8	3/8	
FFS1120-DD	1/2	1/2	



Tee (FNPT x FNPT x FNPT)

Model	FNPT	Price
FFS1001-C	3/8	
FFS1001-D	1/2	



Female Connector swivel (MNPT x NPSW)

Model	FNPT	NPSW	Price
FFS1103-CC	3/8	3/8	



Cross (FNPT x FNPT x FNPT x FNPT)

Model	FNPT	Price
FFS1002-C	3/8	
FFS1002-D	1/2	



Street Tee

Model	MNPT	Price
FFS1006-C	3/8	
FFS1006-D	1/2	



Elbow 90° (MNPT x NPSW)

Model	MNPT	NPSW	Price
FFS1116-CC	3/8	3/8	
FFS1116-CD	3/8	1/2	



Branch Tee

Model	MNPT	Price
FFS1007-C	3/8	
FFS1007-D	1/2	



# NPT Steel fittings



Elbow 90° (FNPT x MNPT)

Model	FNPT	MNPT	Price
FFS1016-B	1/4	1/4	
FFS1016-C	3/8	3/8	
FFS1016-D	1/2	1/2	
FS1016-CB	1/4	3/8	



Elbow 90° (FNPT x FNPT)

Model	FNPT	FNPT	Price
FFS1000-B	1/4	1/4	
FFS1000-C	3/8	3/8	
FFS1000-D	1/2	1/2	



Elbow 90° (MNPT x MNPT)

Model	MNPT	MNPT	Price
FFS1099-C	3/8	3/8	
FFS1099-D	1/2	1/2	

# JIC Steel fittings

## NPT Steel fittings

- Universal NPT and JIC threads
- Maximum 3000 PSI
- Sturdy steel for high pressure lines



Elbow 90° (MJIC x MNPT)

Model	MJIC	MNPT	Price
FFS3749-8B	1/2	1/4	
FFS3749-8C	1/2	3/8	
FFS3749-8D	1/2	1/2	



Hex Nipple (MJIC x MNPT)

Model	MJIC	MNPT	Price
FFS3748-8B	1/2	1/4	
FFS3748-8C	1/2	3/8	
FFS3748-8D	1/2	1/2	



Tee (MJIC x MJIC x MJIC)

Model	MJIC	Price
FFS3744-8	1/2	



Elbow 90° (FJIC x MNPT)

Model	FJIC	MNPT	Price
FFS3516-8C	1/2	3/8	
FFS3516-8D	1/2	1/2	



Hex Coupling (MJIC x FNPT)

Model	FJIC	MNPT	Price
FFS3746-8C	1/2	3/8	
FFS3746-8D	1/2	1/2	




Hex Nipple (FJIC x MNPT)

Model	FJIC	MNPT	Price
FFS3520-8C	1/2	3/8	
FFS3520-8D	1/2	1/2	







# MOTORS & PULLEYS

# Electric motors

Motor manufactured with our specifications for better performance and greater durability. High torque motors with thermal overload on single phase motor.



1750 RPM | 120/240 volt

Model	HP	Frame	RPM	Volt / Amp	Shaft	C-Face	Price
F56C1.5S4C	1.5 1 PHASE	56C TEFC	1750	120/240 12.8/6.0	5/8	YES	
F56C2S4C	2.0 1 PHASE	56C TEFC	1750	120/240 15.8/8.8	5/8	YES	
F184TC5S4A	5.0 1 PHASE	184TC TEFC	1750	208/240 23/20	1 1/8	YES	
F215TC7.5S4A	7.5 1 PHASE	215TC TEFC	1750	240 31	1 1/8	YES	
F215C10S4A	10.0 1 PHASE	215TCZ TEFC	1750	240 38	1 1/8	YES	

3450 RPM

Model	HP	Frame	RPM	Volt / Amp	Shaft	C-Face	Price
F56CH5S2A	5.0 1 PHASE	56C TEFC	3450	240 20	5/8	YES	
F56CHZ5S2A	5.0 1 PHASE	56C TEFC	3450	240 20	3/4	YES	

1750 RPM | 600 volt

Model	HP	Frame	RPM	Volt / Amp	Shaft	C-Face	Price
EF184TC5MD4D	5.0 3 PHASE	184TC TEFC	1750	600 5.1	1 1/8	YES	
EF215TC10M4D	10.0 3 PHASE	215TC TEFC	1750	600 9.2	1 1/8	YES	



ALSO AVAILABLE. CALL US

# Belts & Pulleys



## Belts | V-Shape Gates

Model	Type	Price	Model	Type	Price
109479	BX32		108679	BX46	
102746	BX34		108680	BX48	
102745	BX36		108681	BX50	
108677	BX38		108683	BX52	
102742	BX40		108685	BX54	
108678	BX42		108687	BX56	
102739	BX44		102734	BX58	



## Pulleys | V-grooved

Model	Price	Model	Price
2MBL35		2MBL54	
2MBL37		2MBL57	
2MBL39		2MBL59	
2MBL42		2MBL64	
2MBL44		2MBL67	
2MBL47		2MBL69	
2MBL49		2MBL77	
2MBL52		2MBL87	



## Shaft Bushing | H

Model	Type	Price
121150	24MM	
122054	1-1/8	
121145	1-3/8	
122051	3/4	
122050	5/8	

## Pump-pulley ratio table

RPM	Motor	Pump	RPM	Motor	Pump
693	2MBL35	2MBL87	1081	2MBL42	2MBL67
832	2MBL42	2MBL87	1126	2MBL49	2MBL77
885	2MBL44	2MBL87	1190	2MBL47	2MBL69
932	2MBL37	2MBL69	1225	2MBL49	2MBL69
975	2MBL39	2MBL69	1385	2MBL54	2MBL69
1000	2MBL39	2MBL67	1450	2MBL64	2MBL77
1050	2MBL42	2MBL69			

### PULLEY SIZING FORMULA :

$$\frac{\text{Motor Pulley O.D.}}{\text{Pump RPM}} = \frac{\text{Pump Pulley O.D.}}{\text{Motor RPM}}$$









### Example :

$$\text{Pump RPM (1750)} \times \text{Motor Pulley 2MBL47 (47)} = 82250$$

$$82250 \div \text{Pump RPM (1450)} = \text{Required Pump Pulley Diameter (56.72 // 2MBL57)}$$

# Extension cord

## Electrical Extension cord assembly

Model	Wire Gauge	Length	Volt	Amp	Plug	Price
MT515P  	14	25	120	15	Nema 5-15P	
MT520P  	12	25	120	20	Nema 5-20P	
MT620P  	12	25	240	20	Nema 6-20P	
MT630P  	10	20	240	30	Nema 6-30P	

